

0 1 2 3 4 5 6 7 8 9

A

A

B

B

C

C

D

D

E

E

F

F

FIART 43



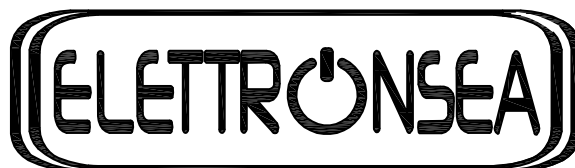
OGNI DIRITTO E' RISERVATO ALLA ELETRONSEA

DATA	18.04.20	03	VPC DALLA N°2	05.02.21
DISEGN.	EL	02	C.C.	23.06.20
VISTO		REV.	MODIFICA	DATA
APPR.		SOST. IL :	SOST. DA :	FILE : FIART 43

FIART 43

N° Disegno	=
	+
Commissa	FG. 1
FIART 43	F.S. 2

0 1 2 3 4 5 6 7 8 9



COSTUMER :



PROJECT : MAIN ELECTRICAL DIAGRAM
VERSION : EUROPEAN 230V AC 50Hz
REF. DOCUMENTS : FIART F43



OGNI DIRITTO E' RISERVATO ALLA ELETRONSEA

DATA	18.04.20	03	VPC DALLA N°2	05.02.21
DISEGN.	EL	02	C.C.	23.06.20
VISTO		REV.	MODIFICA	DATA
APPR.		SOST. IL :	SOST. DA :	FILE : FIART 43

FIART 43

N° Disegno	=
	+
Commissa	FIART 43
	FG. 1A F.S. 1B



WARNING

DESCRIPTION OF DISCLAIMER

This document, which also includes all the manuals and technical documentation of reference, provides information for putting the ELETTRONSEA switchboard and board electric plants into service and using them in the correct way.

NON-OBSERVANCE AND RESPONSIBILITY

The even partial non-observance of the recommendations in the same, as well as causing malfunctions, can also damage the equipment and make the guarantee void.

ELETTRONSEA is not responsible in the case of non-conform use and installation of the equipment

ELETTRONSEA is not responsible for damage to things or injury to person caused by the improper use due to a non-compliance with the instructions in the documents provider

ELETTRONSEA disclaims any liability for accidents to persons and property resulting from tampering on the plants and all its components from third parties, and lack of maintenance or repair.

WARNING

Don't use the equipment if you notice the cover has deteriorated or if the power cable are worn or have been tempered with.

ELETTRONSEA is not responsible in the case of non-conform use and installation of the equipment.

ELETTRONSEA is not responsible for damage to things or injury to persons caused by improper use to a non-compliance with the instructions in the documents provider

GARANTEE

ELETTRONSEA guarantees the quality of its switchboard and board electric plants used in accordance with the instructions, the wiring diagrams and the specifications supplied for a period of 12 months from the date of installation.

The guarantee is works of the ELETTRONSEA registered office

The guarantee does not cover the malfunctions or damage to things or injury to person resulting from:

- normal wear of the equipment,
- the inappropriate or inadequate maintenance by the user,
- improper use or that is not conform to the instructions in this manual,
- operation that isn't conform to the environmental specifications indicated for the product
 - unauthorized opening of the external cover,
 - unauthorized tempering and/or modifications,
- use non-original accessories or non-conform to the specifications,

ELETTRONSEA is only responsible in the hypothesis in which the repairs and modifications have been done by technicians of the services center or persons/firms specifically authorized to do the job, The ELETTRONSEA system equipment must only be installed and used by qualified personnel who have been trained to use the same .

VOLTAGE

Electric voltage can cause electrocution and burns. Before doing any work on the connections, turn the power off. The non-observance of the safety regulations can be lethal.

One can cause serious injury to person and extensive damage to material.

QUALIFIED PERSONNEL

The ELETTRONSEA equipment must only be used with external equipment and components conform to the relevant product standards (directive 89/336/EEC)

INSTALLATIONS

The electrical board be installed, connected and fixed as indicated in the diagrams and regulations in force

TYPE OF CABLE USED

Inboard (inside panel and box) : N07V-K with minimum 1 mmq

Outboard (in plant) : FROR 450/750V or N07V-K protected by insulating conduit or sleeving

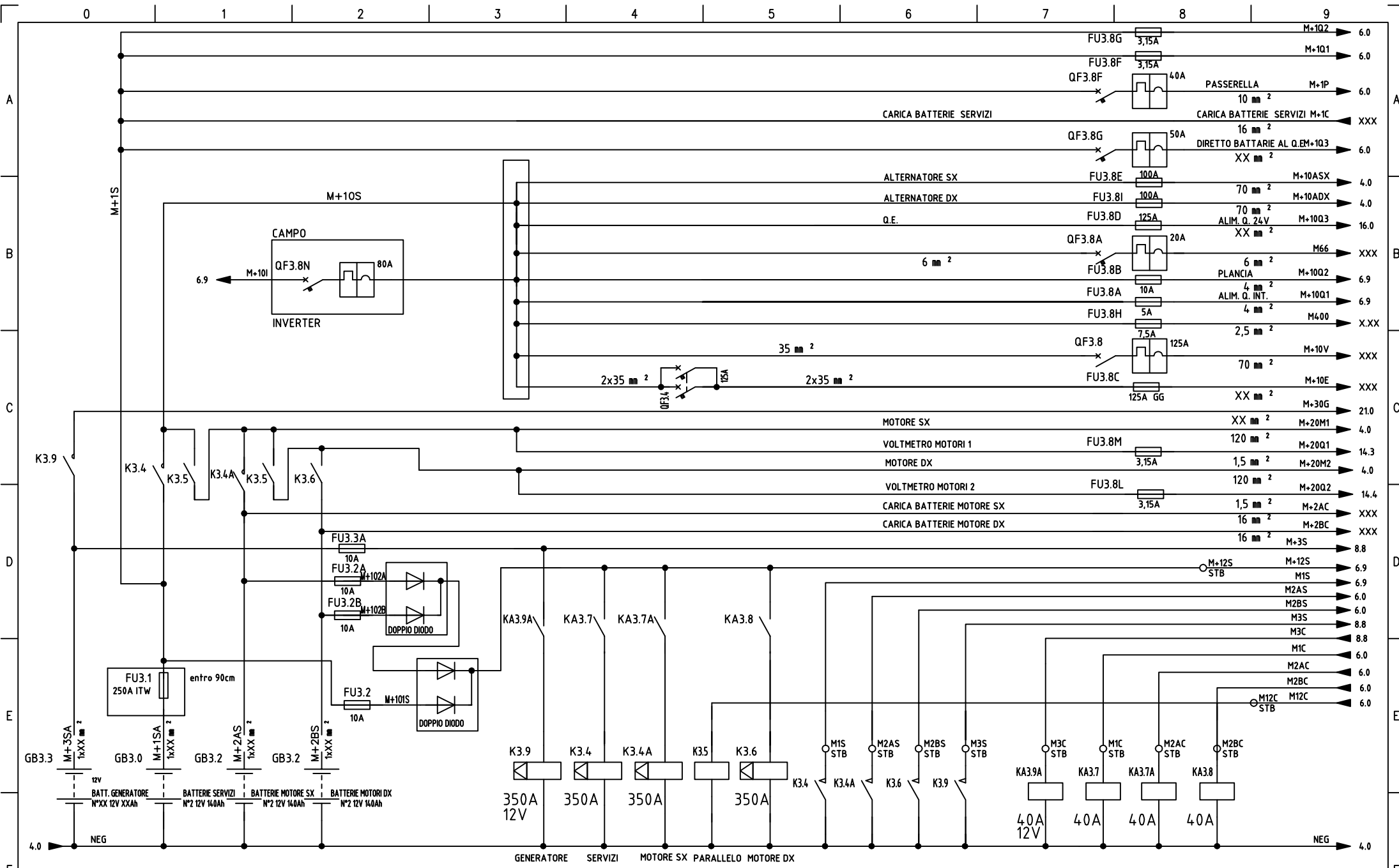


OGNI DIRITTO È RISERVATO ALLA ELETTRONSEA

DATA	18.04.20	03	VPC DALLA N°2	05.02.21
DISEGN. EL		02	C.C.	23.06.20
VISTO		REV.	MODIFICA	DATA
APPR.		SOST. IL :	SOST. DA :	FILE : FIAT 43

FIAT 43

N° Disegno	=
	+
Commissa	FG. 1B
FIAT 43	F.S. 2

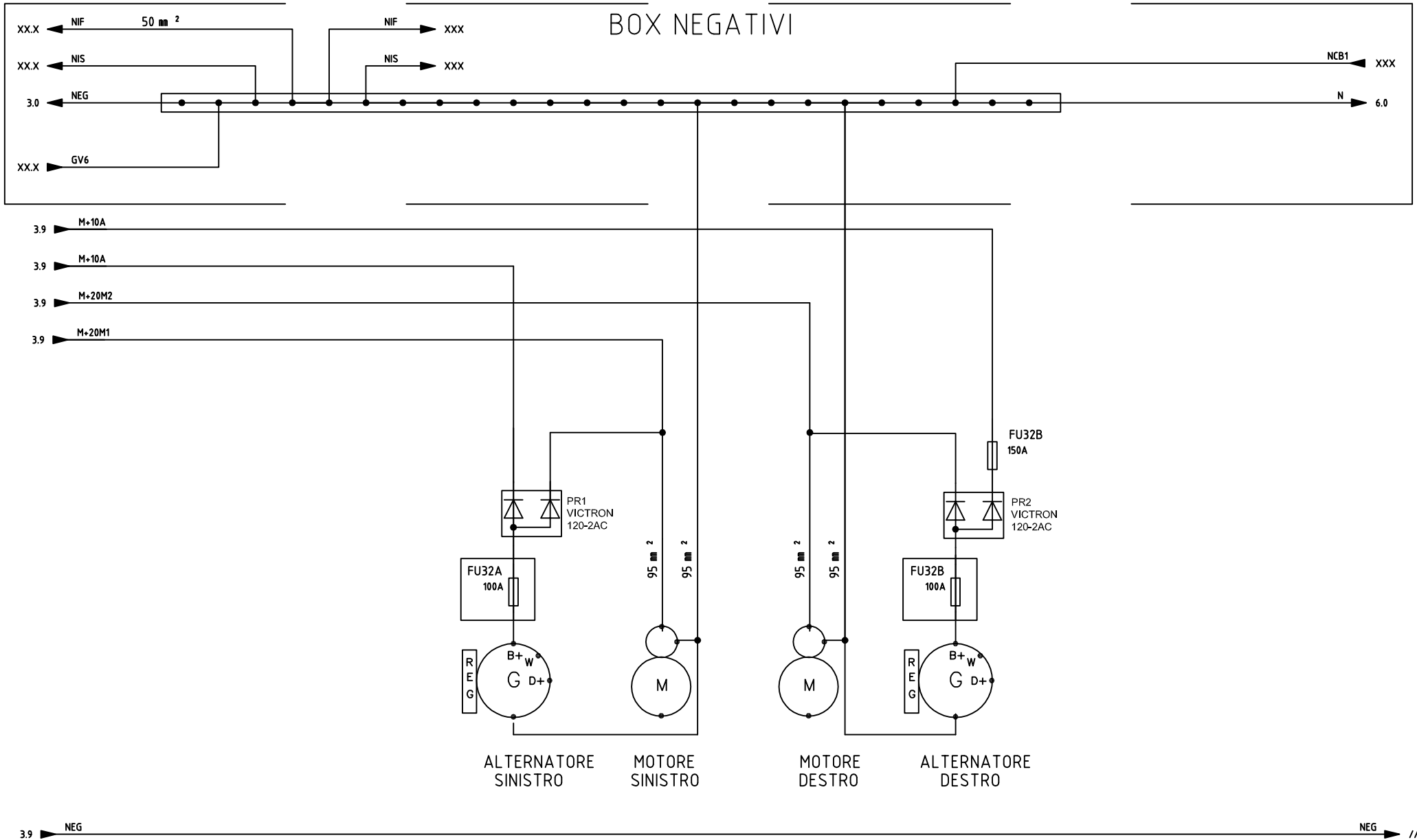


ELETRONSEA
 OGNI DIRITTO È RISERVATO ALLA ELETRONSEA

DATA	18.04.20	03	VPC DALLA N°2	05.02.21
DISEGN.	EL	02	C.C.	23.06.20
VISTO		REV.	MODIFICA	DATA
APPR.		SOST. IL :	SOST. DA :	FILE : FIAT 43

FIAT 43 schema elettrico Quadro Stacca Batterie		N° Disegno	=
		Commissa	+
FIAT 43		FG. 3	F.S. 4

BOX NEGATIVI



ALTERNATORE SINISTRO

MOTORE SINISTRO

MOTORE DESTRO

ALTERNATORE DESTRO

3.9 NEG → // → NEG



OGNI DIRITTO È RISERVATO ALLA ELETRONSEA

DATA	18.04.20	03	VPC DALLA N°2	05.02.21
DISEGN.	EL	02	C.C.	23.06.20
VISTO		REV.	MODIFICA	DATA
APPR.		SOST. IL :	SOST. DA :	FILE :FIAT 43

FIAT 43
schema elettrico
Quadro Stacca Batterie - elettrico

N° Disegno	=
Commissa	+
FIAT 43	FG. 4
	F.S. 5

0 1 2 3 4 5 6 7 8 9

A

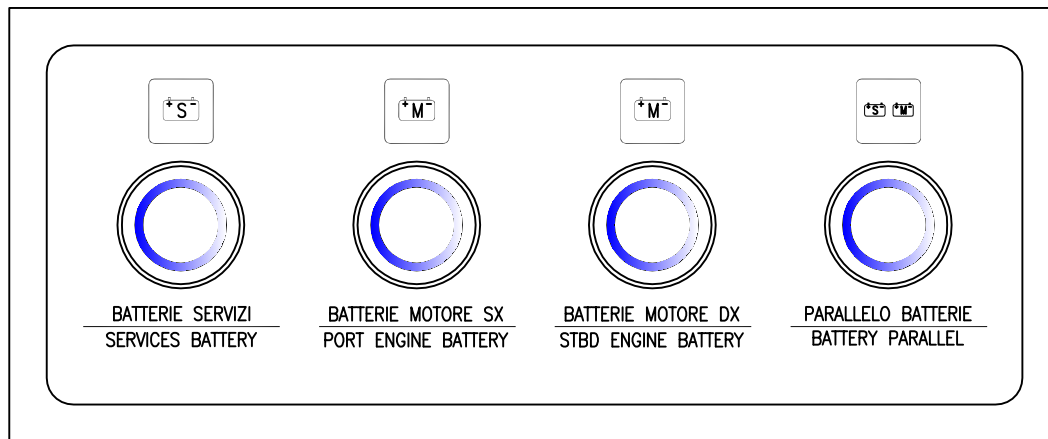
B

C

D

E

F



A

B

C

D

E

F



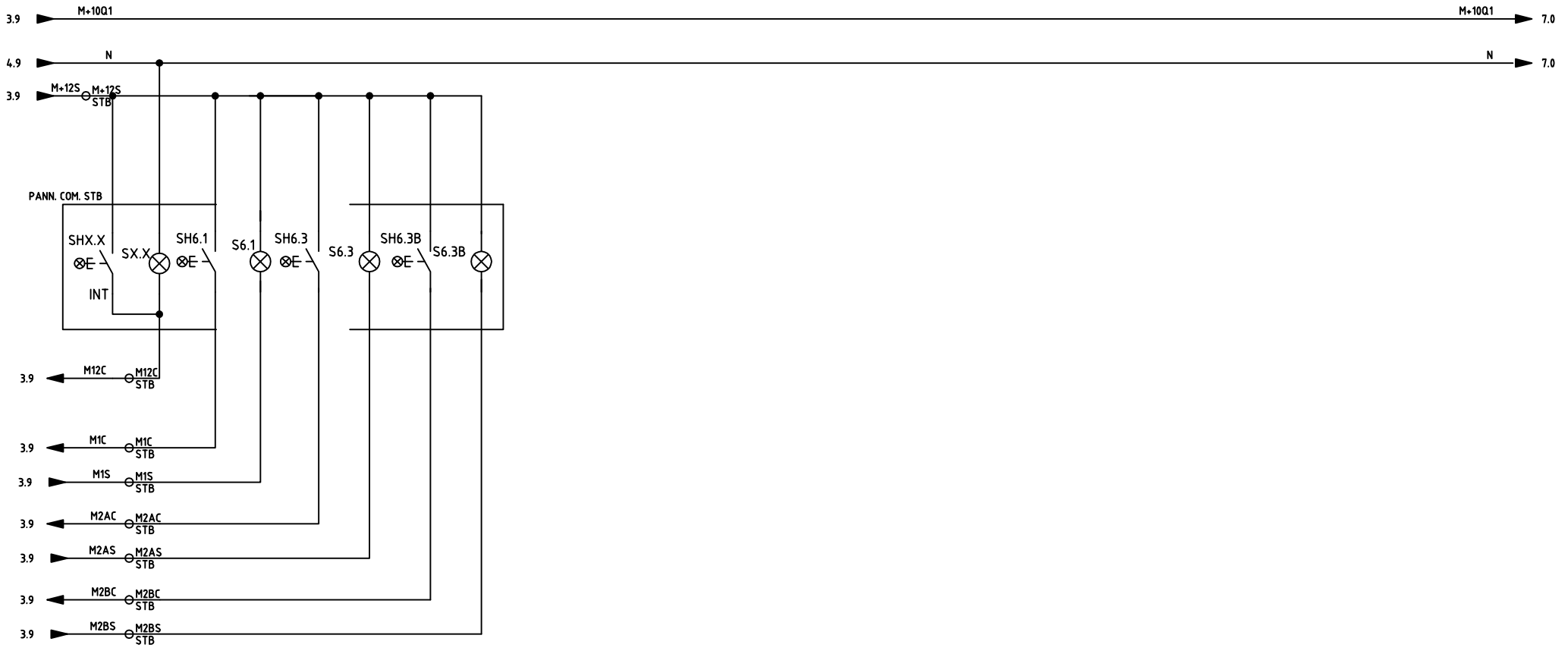
OGNI DIRITTO E' RISERVATO ALLA ELETRONSEA

DATA	18.04.20	03	VPC DALLA N°2	05.02.21
DISEGN.	EL	02	C.C.	23.06.20
VISTO		REV.	MODIFICA	DATA
APPR.		SOST. IL :	SOST. DA :	FILE :FIAT 43

FIAT 43
schema elettrico
 PANN. COM STB

N° Disegno	=
	+
Commissa	FG. 5
FIAT 43	F.S. 6

0 1 2 3 4 5 6 7 8 9



OGNI DIRITTO È RISERVATO ALLA ELETRONSEA

DATA	18.04.20	03	VPC DALLA N°2	05.02.21
DISEGN.	EL	02	C.C.	23.06.20
VISTO		REV.	MODIFICA	DATA
APPR.		SOST. IL :	SOST. DA :	FILE :FIART 43

FIART 43
schema elettrico

PANN. COM STB

N° Disegno	=
Commissa	+
FIART 43	FG. 6
	F.S. 7

0 1 2 3 4 5 6 7 8 9

A

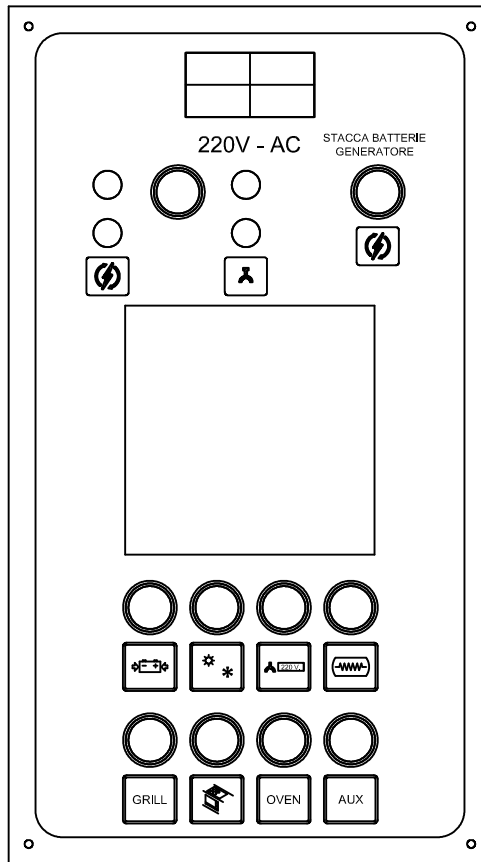
B

C

D

E

F



Staccabatterie prua



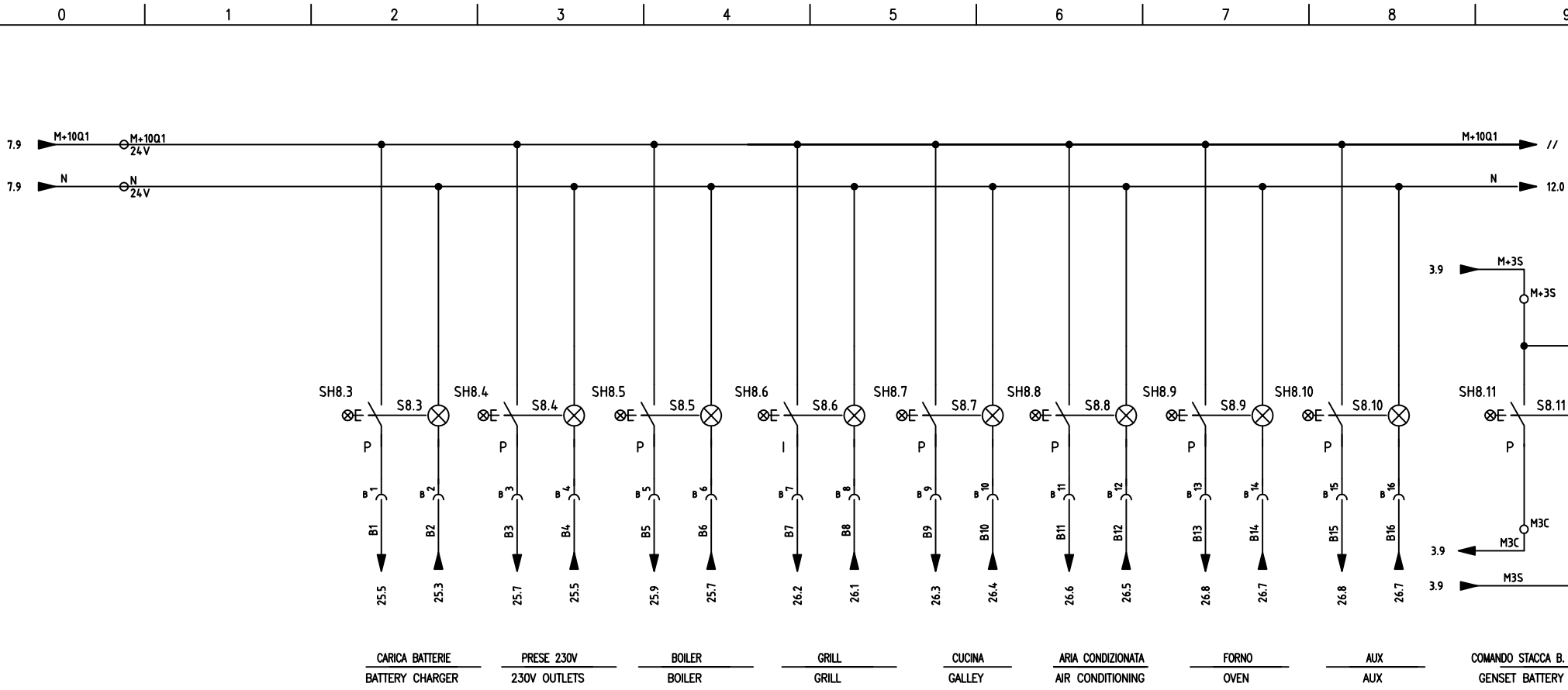
OGNI DIRITTO È RISERVATO ALLA ELETRONSEA

DATA	18.04.20	03	VPC DALLA N°2	05.02.21
DISEGN.	EL	02	C.C.	23.06.20
VISTO		REV.	MODIFICA	DATA
APPR.		SOST. IL :	SOST. DA :	FILE : FIAT 43

<i>FIAT 43 schema elettrico</i>	
QUADRO COMANDI INTERNO	

N° Disegno	=
Commissa	+
FIAT 43	FG. 7
	F.S. 8

0 1 2 3 4 5 6 7 8 9



CARICA BATTERIE
 BATTERY CHARGER

PRESE 230V
 230V OUTLETS

BOILER
 BOILER

GRILL
 GRILL

CUCINA
 GALLEY

ARIA CONDIZIONATA
 AIR CONDITIONING

FORNO
 OVEN

AUX
 AUX

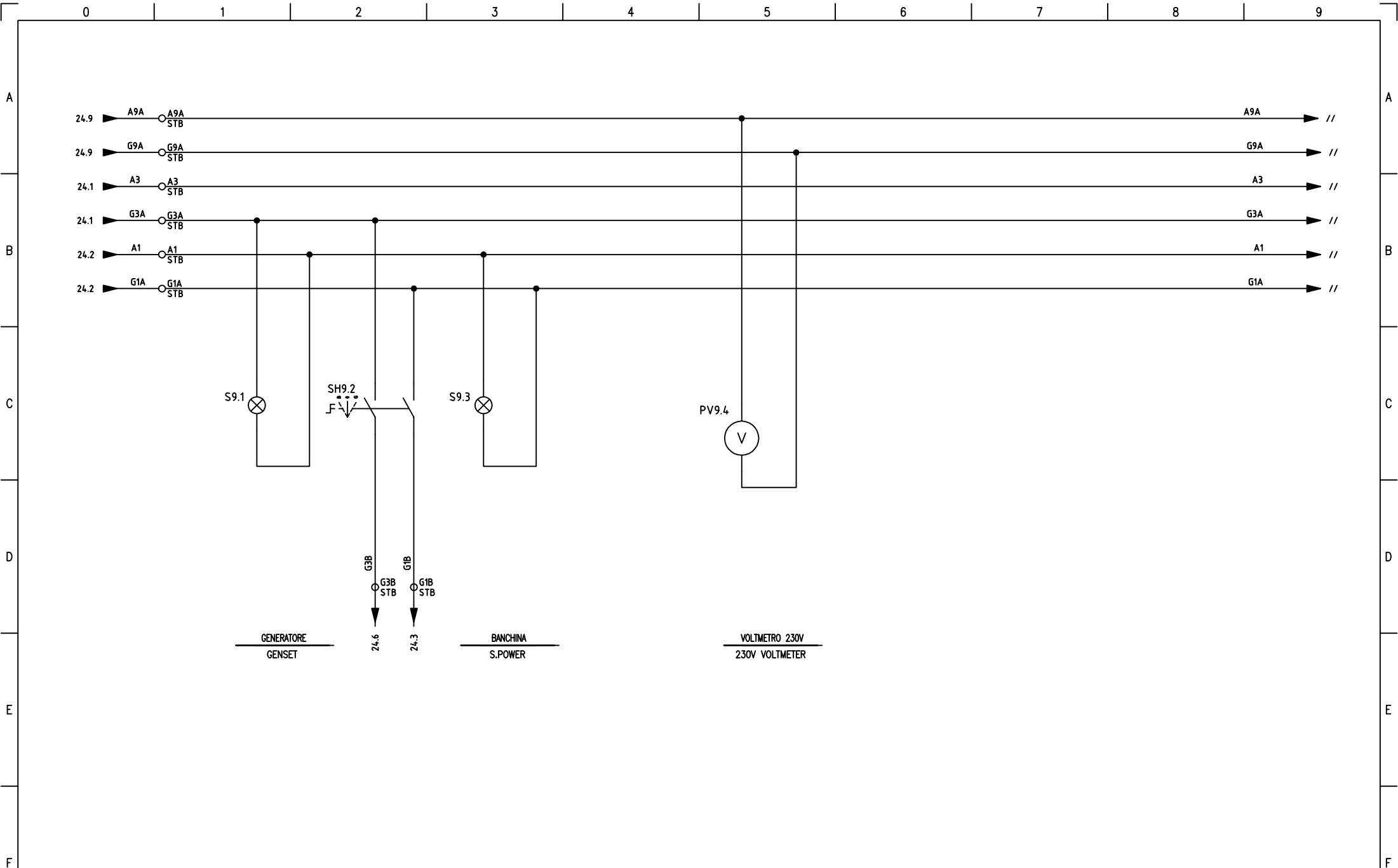
COMANDO STACCA B. GENERATORE
 GENSET BATTERY BREAKER



OGNI DIRITTO E' RISERVATO ALLA ELETRONSEA

DATA	18.04.20	03	VPC DALLA N°2	05.02.21
DISEGN.	EL	02	C.C.	23.06.20
VISTO		REV.	MODIFICA	DATA
APPR.		SOST. IL :	SOST. DA :	FILE : FIAT 43

FIAT 43 schema elettrico		N° Disegno	=
QUADRO COMANDI INTERNO		Commissa	+
		FIAT 43	FG. 8
			F.S. 9



GENERATORE
GENSET

BANCHINA
S.POWER

VOLTMETRO 230V
230V VOLTMETER



OGNI DIRITTO E' RISERVATO ALLA ELETRONSEA

DATA	18.04.20	03	VPC DALLA N°2	05.02.21
DISEGN. EL		02	C.C.	23.06.20
VISTO		REV.	MODIFICA	DATA
APPR.		SOST. IL :	SOST. DA :	FILE : FIAT 43

FIAT 43
schema elettrico
QUADRO COMANDI INTERNO

N° Disegno	=
Commissa	+
FIAT 43	FG. 9
	F.S. 10

0 1 2 3 4 5 6 7 8 9

A

A

B

B

C

C

D

D

E

E

F

F



OGNI DIRITTO E' RISERVATO ALLA ELETRONSEA

DATA	18.04.20	03	VPC DALLA N°2	05.02.21	
DISEGN.	EL	02	C.C.	23.06.20	
VISTO		REV.	MODIFICA	DATA	
APPR.		SOST. IL :	SOST. DA :	FILE : FIART 43	

FIART 43
schema elettrico

N° Disegno	=
	+
Commissa	FG.10
FIART 43	F.S. 11

0 1 2 3 4 5 6 7 8 9

0 1 2 3 4 5 6 7 8 9

A

B

C

D

E

F

A


B

C

D

E

F



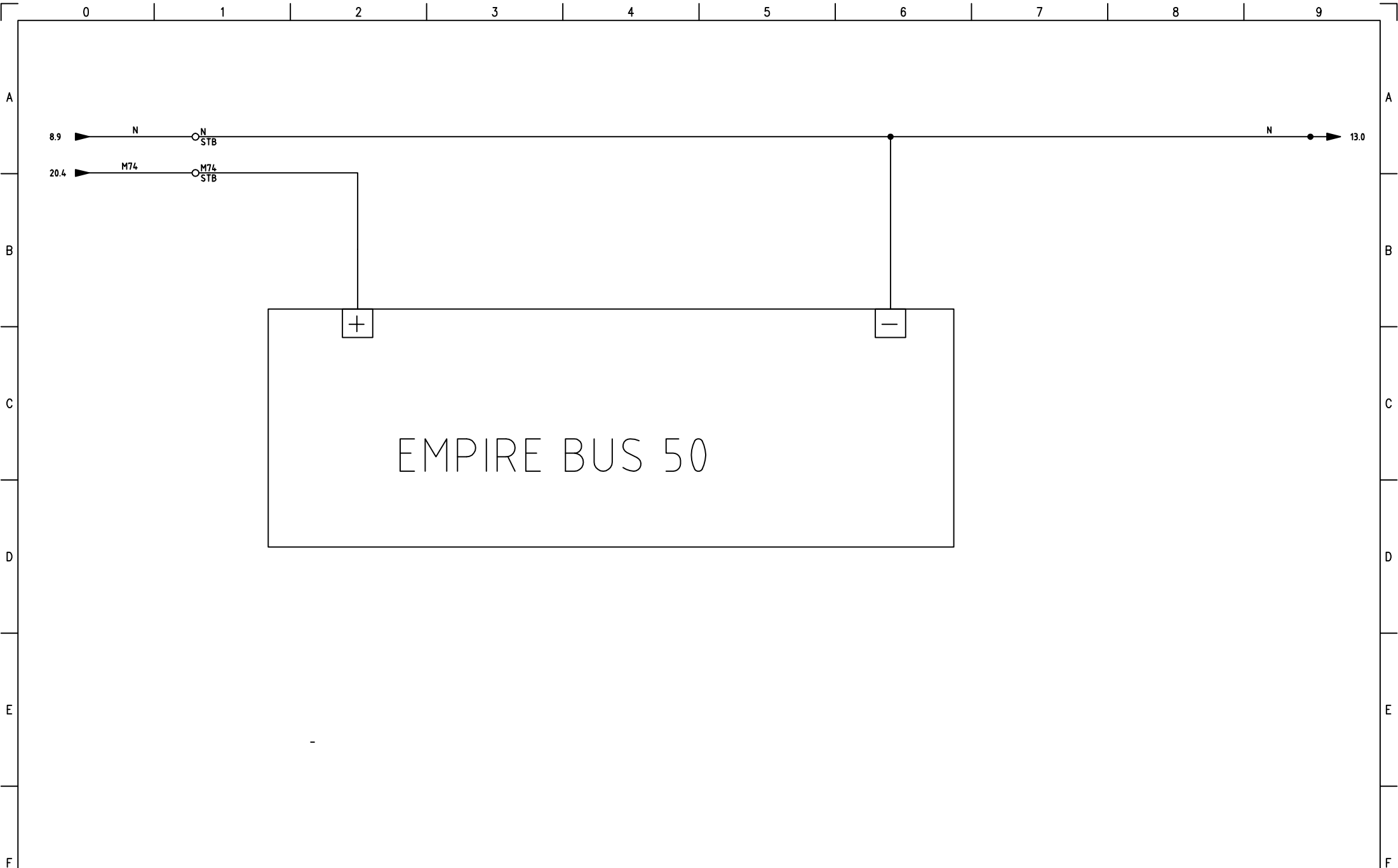
EMPIREBUS50



OGNI DIRITTO E' RISERVATO ALLA ELETRONSEA

DATA	18.04.20	03	VPC DALLA N°2	05.02.21		FIART 43 schema elettrico	N° Disegno	=
DISEGN.	EL	02	C.C.	23.06.20				+
VISTO		REV.	MODIFICA	DATA		EMPIRBUS 50	Commissa	FG. 11
APPR.		SOST. IL :	SOST. DA :	FILE :FIART 43			FIART 43	F.S. 12

0 1 2 3 4 5 6 7 8 9



OGNI DIRITTO E' RISERVATO ALLA ELETRONSEA

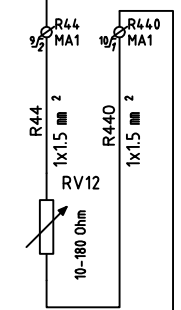
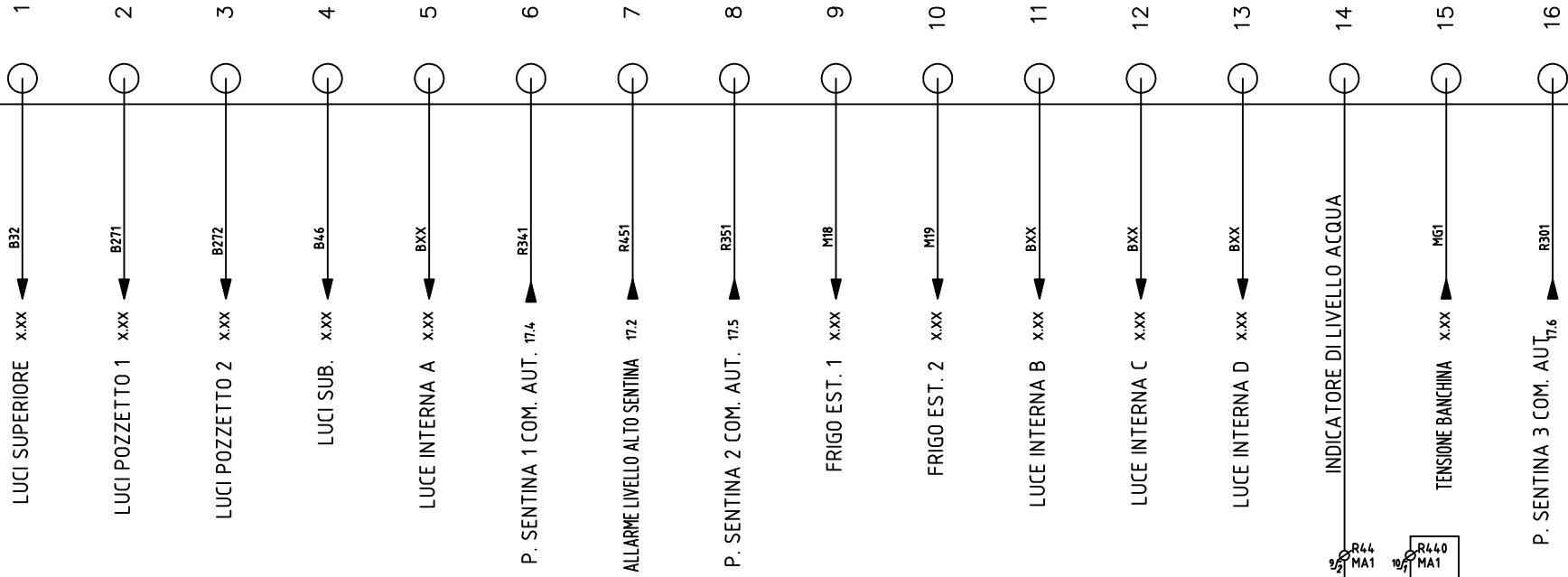
DATA	18.04.20	03	VPC DALLA N°2	05.02.21
DISEGN.	EL	02	C.C.	23.06.20
VISTO		REV.	MODIFICA	DATA
APPR.		SOST. IL :	SOST. DA :	FILE :FIART 43

FIART 43
schema elettrico
 EMPIRIBUS 50

N° Disegno	=
Commissa	+
FIART 43	FG. 12
	F.S. 13

EMPIRE BUS

X1



OGNI DIRITTO E' RISERVATO ALLA ELETRONSEA


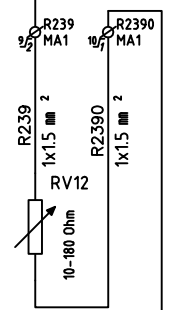
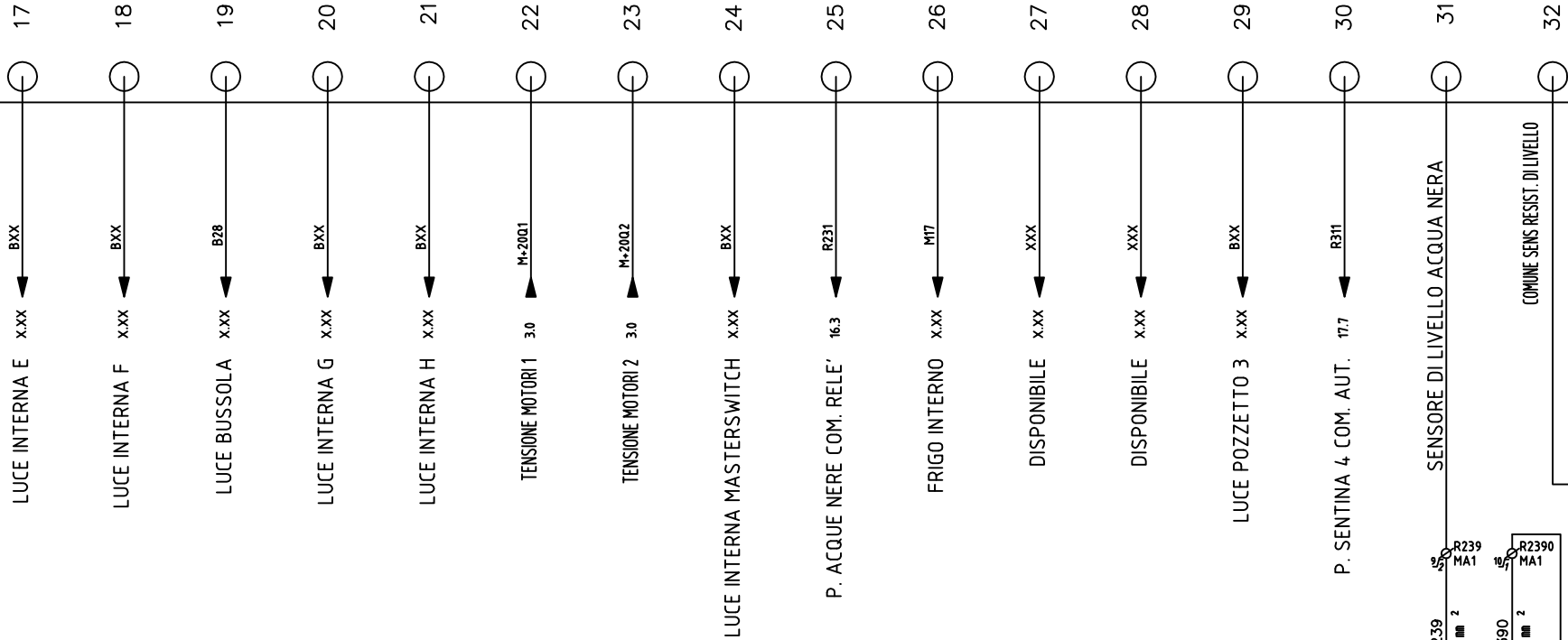
DATA	18.04.20	03	VPC DALLA N°2	05.02.21
DISEGN.	EL	02	C.C.	23.06.20
VISTO		REV.	MODIFICA	DATA
APPR.		SOST. IL :	SOST. DA :	FILE :FIAT 43

FIAT 43
schema elettrico
EMPIRIBUS 50

N° Disegno	=
Commissa	+
FIAT 43	FG. 13 F.S. 14

EMPIRE BUS

X2

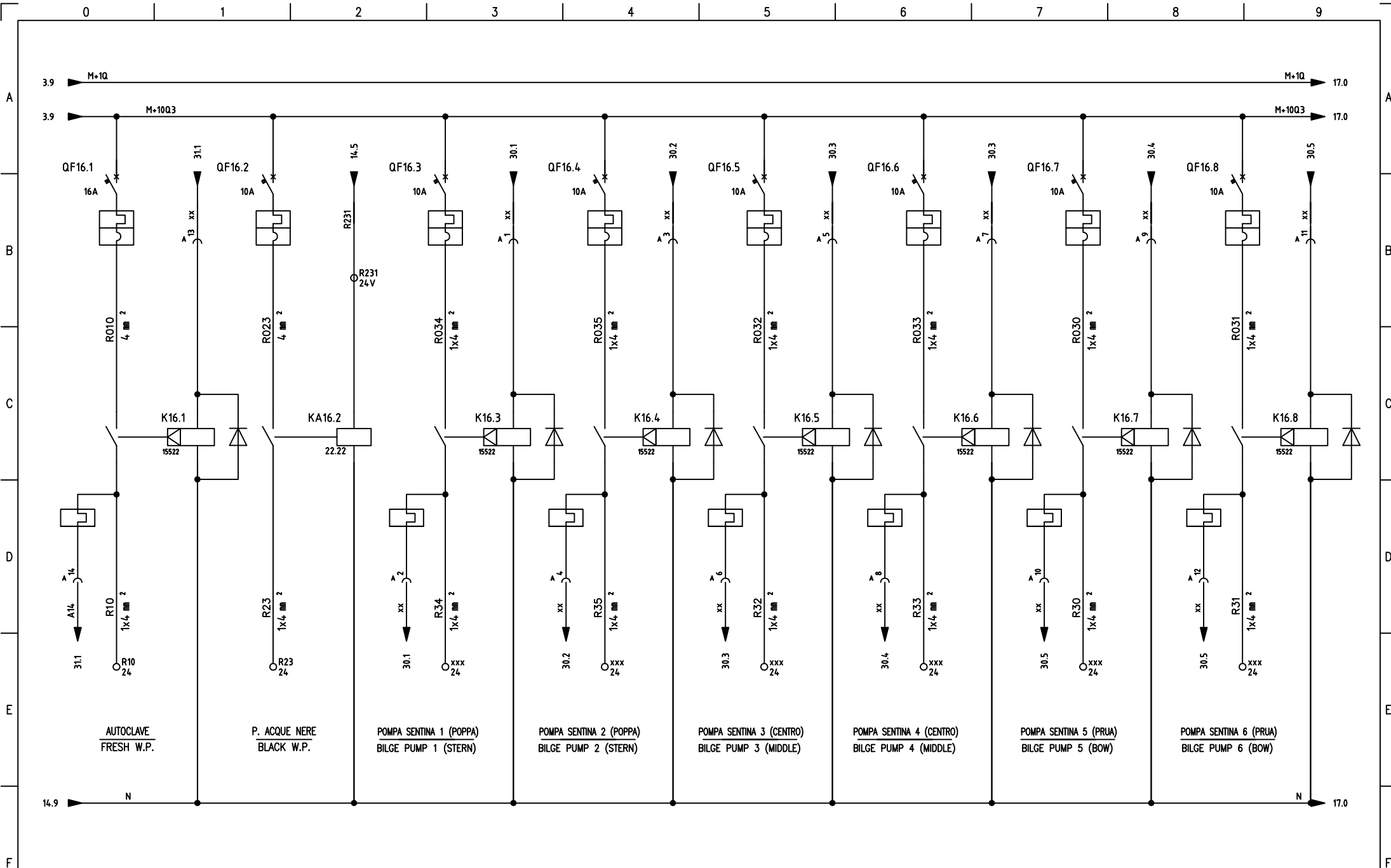


OGNI DIRITTO E' RISERVATO ALLA ELETRONSEA

DATA	18.04.20	03	VPC DALLA N°2	05.02.21
DISEGN.	EL	02	C.C.	23.06.20
VISTO		REV.	MODIFICA	DATA
APPR.		SOST. IL :	SOST. DA :	FILE :FIART 43

FIART 43
schema elettrico
EMPIRBUS 50

N° Disegno	=
Commissa	+
FIART 43	FG. 14
	F.S. 15

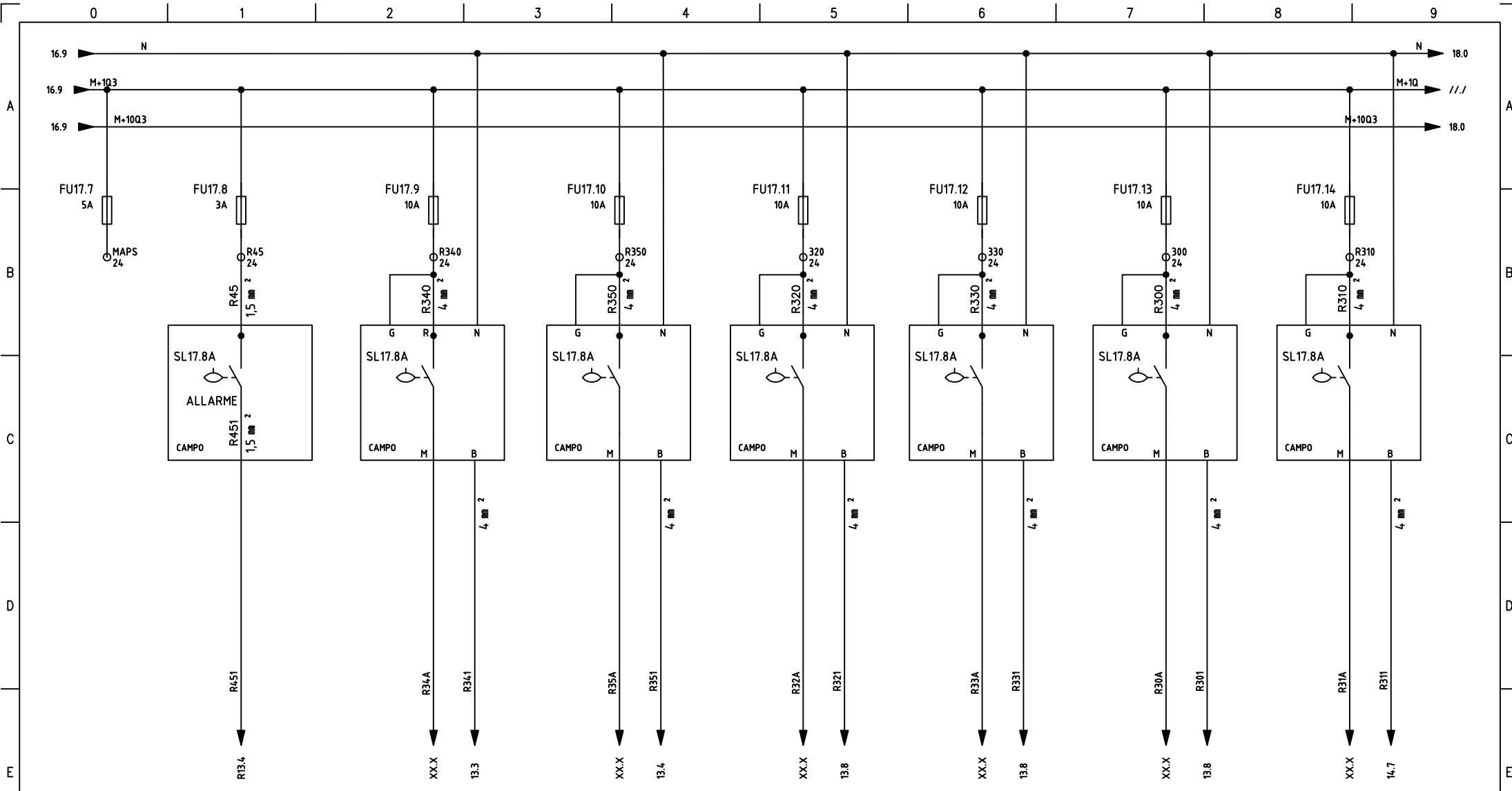


OGNI DIRITTO È RISERVATO ALLA ELETRONSEA

DATA	18.04.20	03	VPC DALLA N°2	05.02.21
DISEGN.	EL	02	C.C.	23.06.20
VISTO		REV.	MODIFICA	DATA
APPR.		SOST. IL :	SOST. DA :	FILE :FIAT 43

FIAT 43
schema elettrico
QUADRO ELETTRICO S.M. 24V

N° Disegno	=
Commissa	+
FIAT 43	FG. 16 F.S. 17



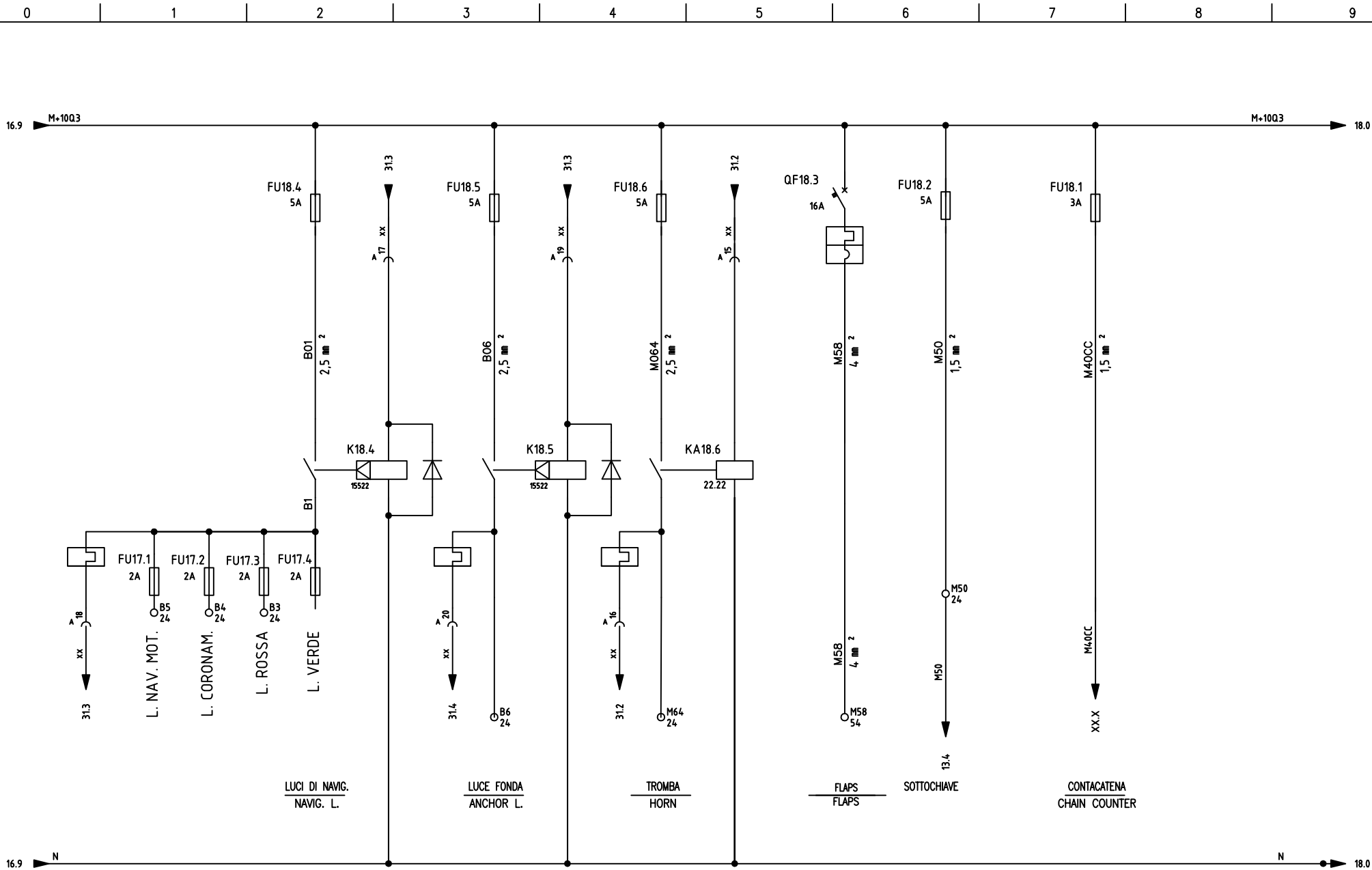
APS
 ALLARME LIVELLO ALTO SENTINA SALA MACCHINE
 ENGINE R. BILGE ALARM LEVEL
 AUTOMATICO SENTINA 1
 AUTOMATIC BILGE PUMP 1
 AUTOMATICO SENTINA 2
 AUTOMATIC BILGE PUMP 2
 AUTOMATICO SENTINA 3
 AUTOMATIC BILGE PUMP 3
 AUTOMATICO SENTINA 4
 AUTOMATIC BILGE PUMP 4
 AUTOMATICO SENTINA 5
 AUTOMATIC BILGE PUMP 3
 AUTOMATICO SENTINA 6
 AUTOMATIC BILGE PUMP 4



OGNI DIRITTO È RISERVATO ALLA ELETRONSEA

DATA	18.04.20	03	VPC DALLA N°2	05.02.21
DESGN.	EL	02	C.C.	23.06.20
VISTO		REV.	MODIFICA	DATA
APPR.		SOST. IL :	SOST. DA :	FILE :FIART 43

FIART 43 schema elettrico QUADRO ELETTRICO S.M. 24V		N° Disegno	=
		Commissa	+
		FIART 43	FG. 17 F.S. 18

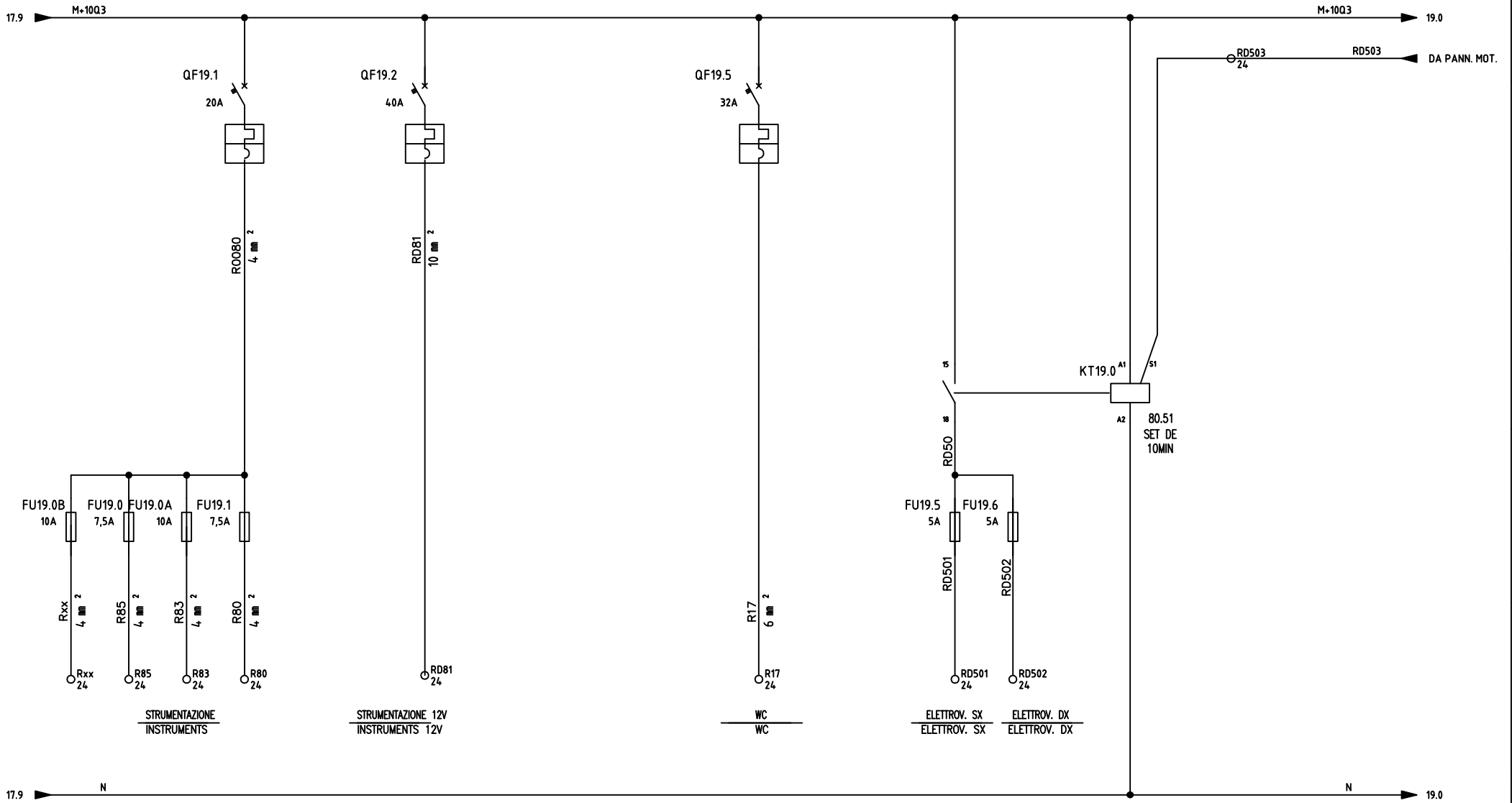


OGNI DIRITTO È RISERVATO ALLA ELETRONSEA

DATA	18.04.20	03	VPC DALLA N°2	05.02.21
DISEGN.	EL	02	C.C.	23.06.20
VISTO		REV.	MODIFICA	DATA
APPR.		SOST. IL :	SOST. DA :	FILE :FIAT 43

FIAT 43
schema elettrico
QUADRO ELETTRICO S.M. 24V

N° Disegno	=
Commissa	+
FIAT 43	FG. 18 F.S. 19



STRUMENTAZIONE
INSTRUMENTS

STRUMENTAZIONE 12V
INSTRUMENTS 12V

WC
WC

ELETTROV. SX
ELETTROV. SX

ELETTROV. DX
ELETTROV. DX

80.51
SET DE
10MIN

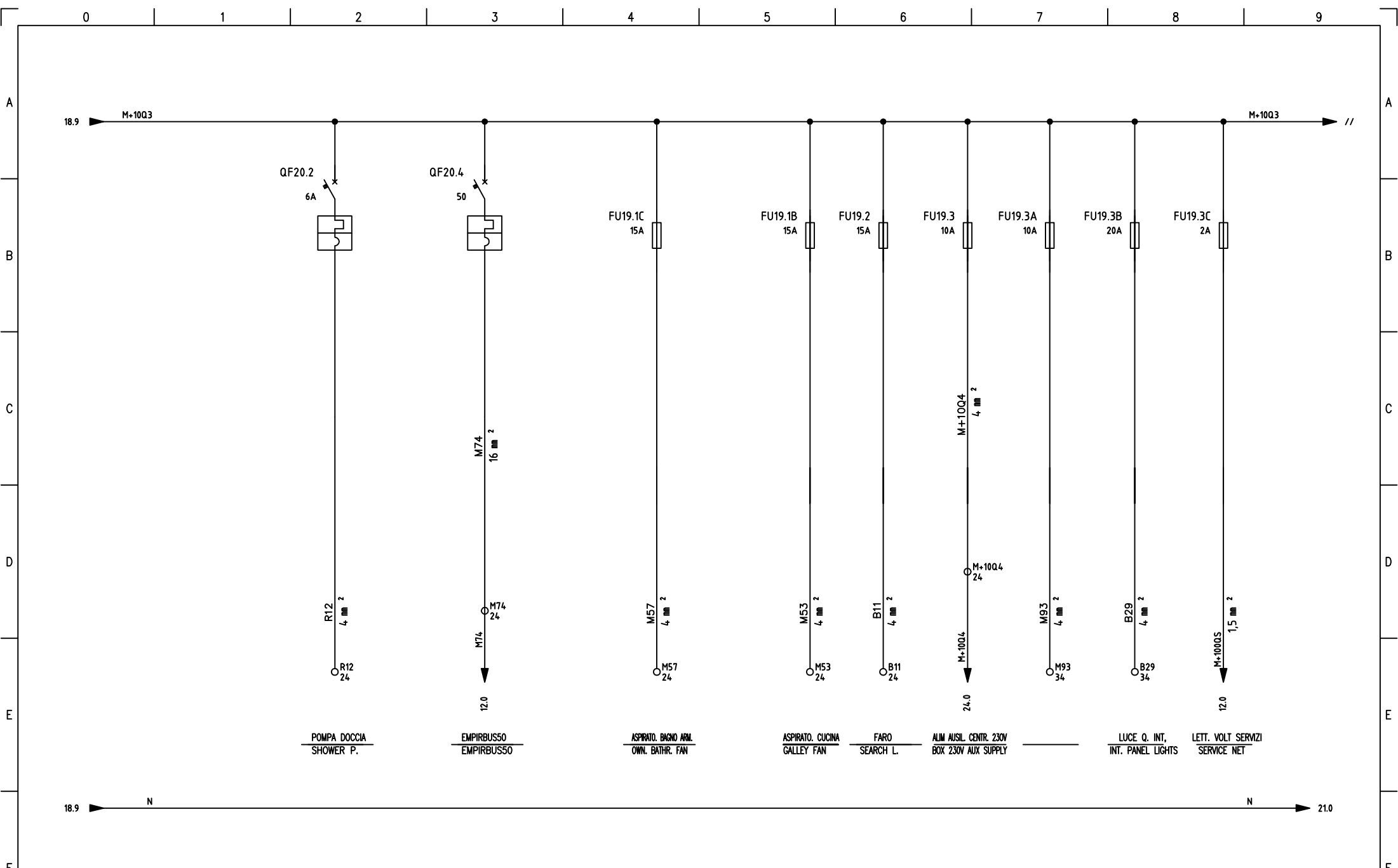


OGNI DIRITTO E' RISERVATO ALLA ELETRONSEA

DATA	18.04.20	03	VPC DALLA N°2	05.02.21
DISEGN.	EL	02	C.C.	23.06.20
VISTO		REV.	MODIFICA	DATA
APPR.		SOST. IL :	SOST. DA :	FILE :FIART 43

FIART 43
schema elettrico
QUADRO ELETTRICO S.M. 24V

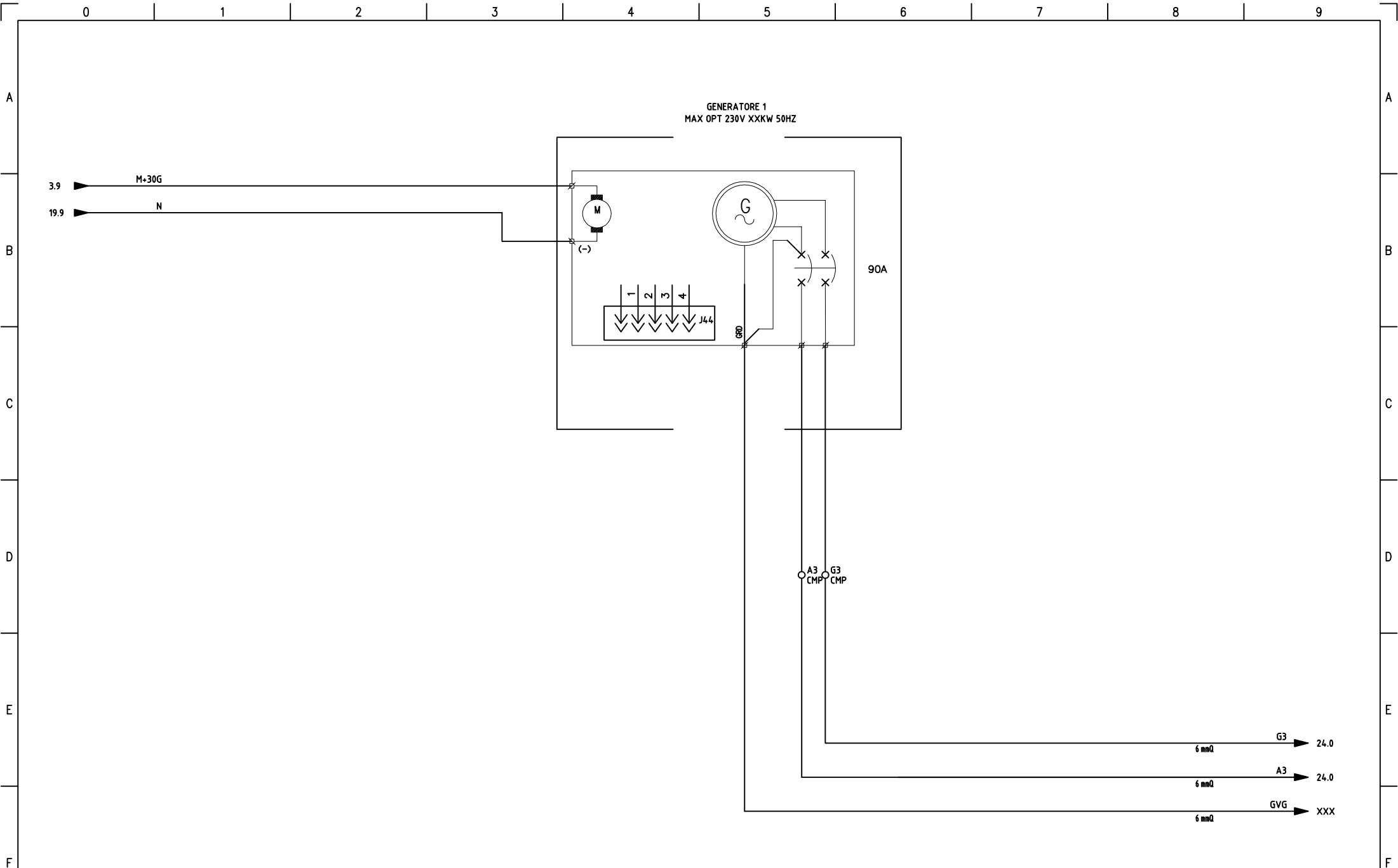
N° Disegno	=
Commissa	+
FIART 43	FG. 19 F.S. 20



OGNI DIRITTO È RISERVATO ALLA ELETRONSEA

DATA	18.04.20	03	VPC DALLA N°2	05.02.21
DISEGN.	EL	02	C.C.	23.06.20
VISTO		REV.	MODIFICA	DATA
APPR.		SOST. IL :	SOST. DA :	FILE : FIART 43

FIART 43 schema elettrico		N° Disegno	=
QUADRO ELETTRICO S.M. 24V		Commissa	+
		FIART 43	FG. 20 F.S. 21



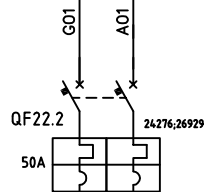
OGNI DIRITTO E' RISERVATO ALLA ELETRONSEA

DATA	18.04.20	03	VPC DALLA N°2	05.02.21
DISEGN.	EL	02	C.C.	23.06.20
VISTO		REV.	MODIFICA	DATA
APPR.		SOST. IL :	SOST. DA :	FILE :FIART 43

FIART 43
schema elettrico
CABLAGGIO GENERATORE 230V

N° Disegno	=
Commissa	+
FIART 43	FG. 21 F.S. 22

PRESA DI BANCHINA
230V 32A 50HZ



24276,26929

GV3

G1
1x6 mm²

A1
1x6 mm²

A1 → 24.0
6 mmQ

G1 → 24.0
6 mmQ

GV3 → XXX
6 mmQ



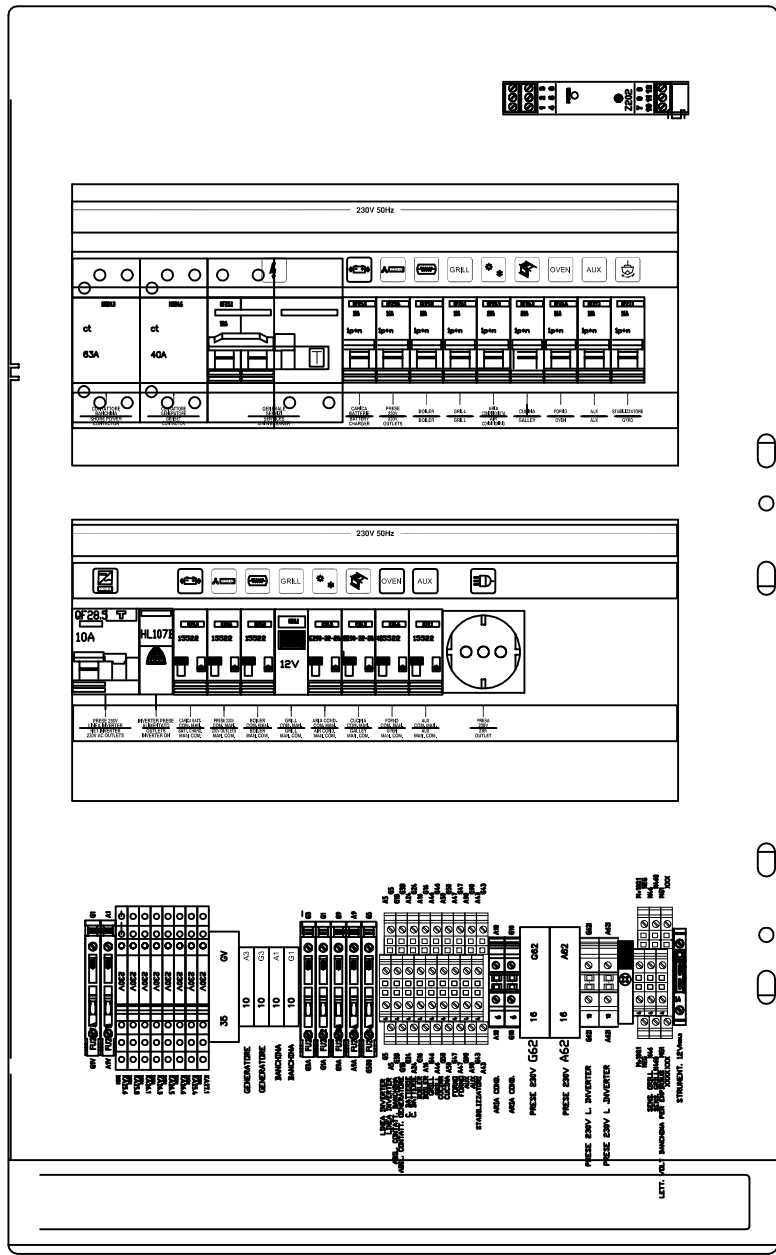
OGNI DIRITTO È RISERVATO ALLA ELETRONSEA

DATA	18.04.20	03	VPC DALLA N°2	05.02.21
DISEGN.	EL	02	C.C.	23.06.20
VISTO		REV.	MODIFICA	DATA
APPR.		SOST. IL :	SOST. DA :	FILE :FIART 43

FIART 43
schema elettrico

CENTRALINO PRESA DI BANCHINA ENTRO 3m

N° Disegno	=
Commissa	+
FIART 43	FG. 22 F.S. 23

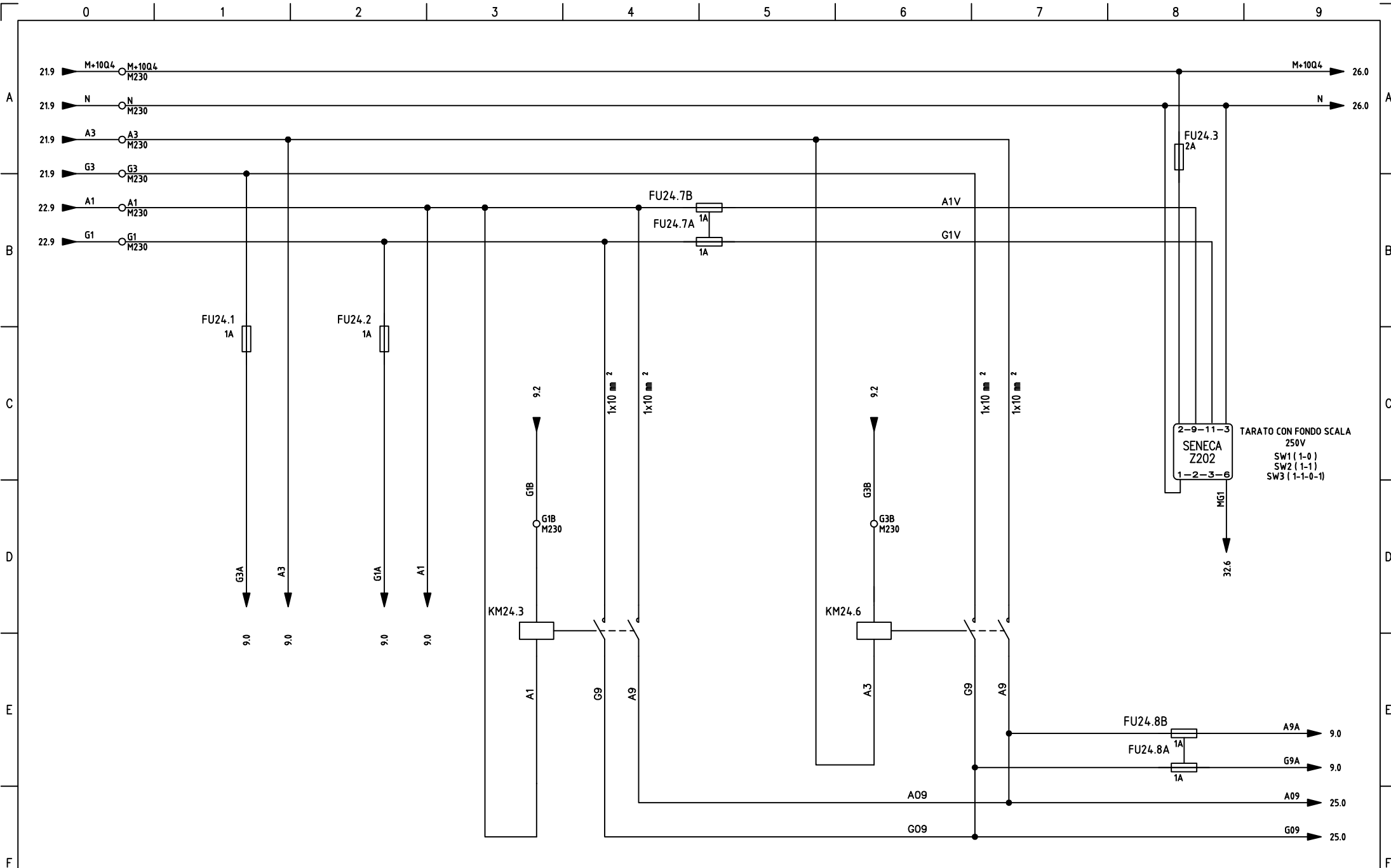


OGNI DIRITTO È RISERVATO ALLA ELETRONSEA

DATA	18.04.20	03	VPC DALLA N°2	05.02.21
DISEGN.	EL	02	C.C.	23.06.20
VISTO		REV.	MODIFICA	DATA
APPR.		SOST. IL :	SOST. DA :	FILE :FIAT 43

FIAT 43
 schema elettrico
 QUADRO ELETTTRINCO 230V SALA M.

N° Disegno	=
Commissa	+
FIAT 43	FG. 23 F.S. 24

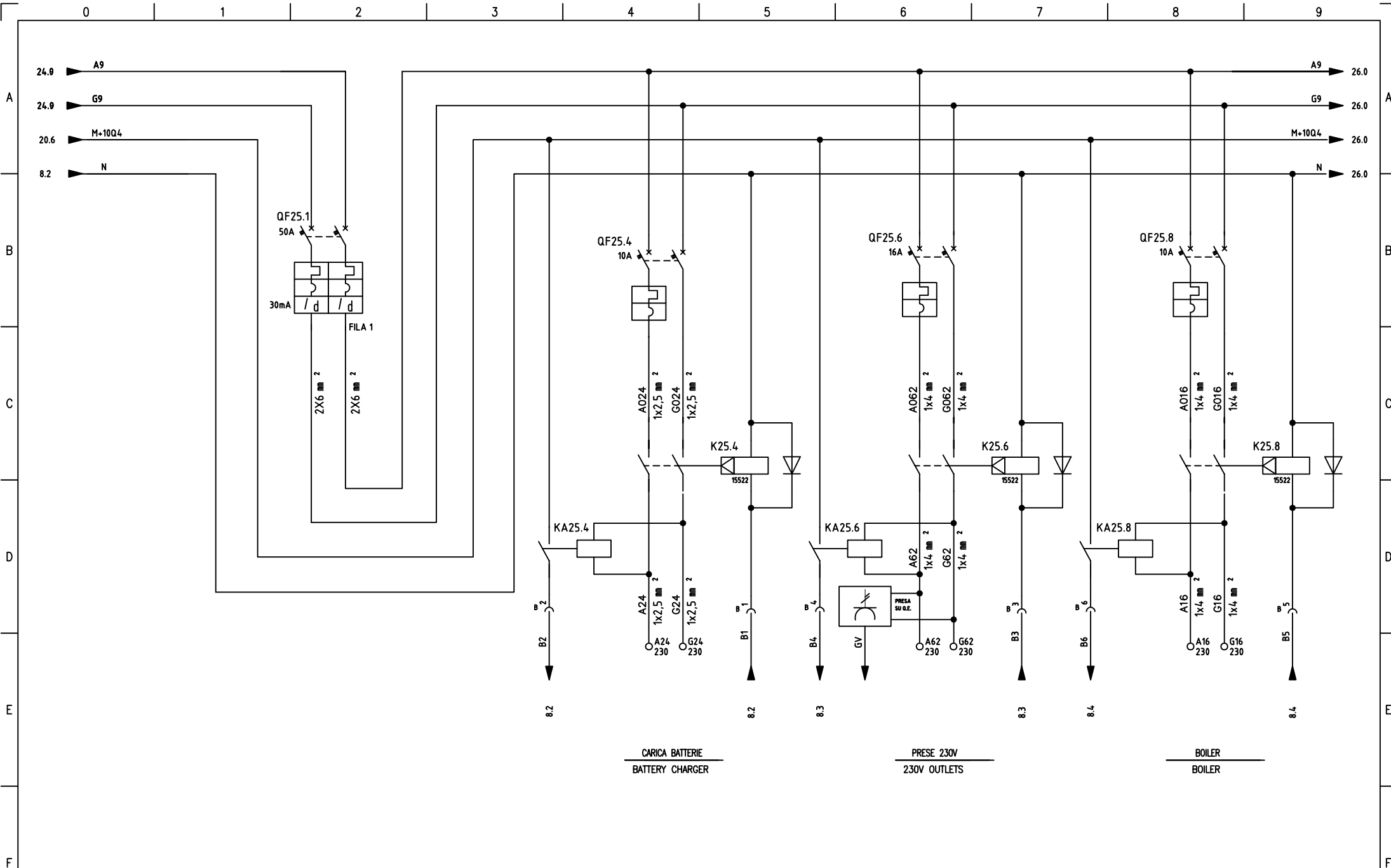


OGNI DIRITTO È RISERVATO ALLA ELETRONSEA

DATA	18.04.20	03	VPC DALLA N°2	05.02.21
DISEGN.	EL	02	C.C.	23.06.20
VISTO		REV.	MODIFICA	DATA
APPR.		SOST. IL :	SOST. DA :	FILE :FIART 43

FIART 43
schema elettrico
QUADRO ELETRINCO 230V SALA M.

N° Disegno	=
Commissa	+
FIART 43	FG. 24 F.S. 25



CARICA BATTERIE
BATTERY CHARGER

PRESE 230V
230V OUTLETS

BOILER
BOILER

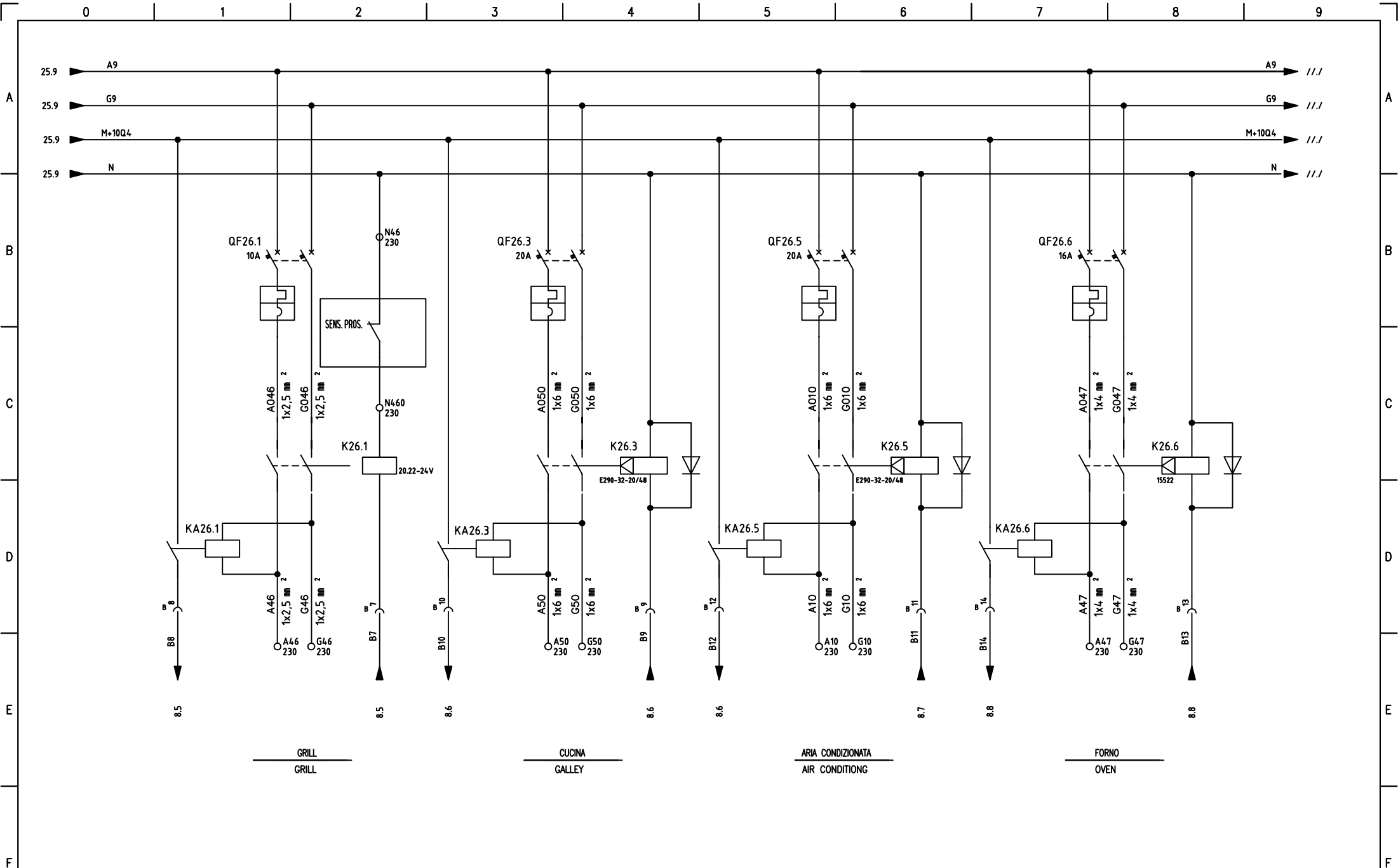


OGNI DIRITTO È RISERVATO ALLA ELETRONSEA

DATA	18.04.20	03	VPC DALLA N°2	05.02.21
DISIGN.	EL	02	C.C.	23.06.20
VISTO		REV.	MODIFICA	DATA
APPR.		SOST. IL :	SOST. DA :	FILE :FIAT 43

FIAT 43
schema elettrico
QUADRO ELETRINCO 230V SALA M.

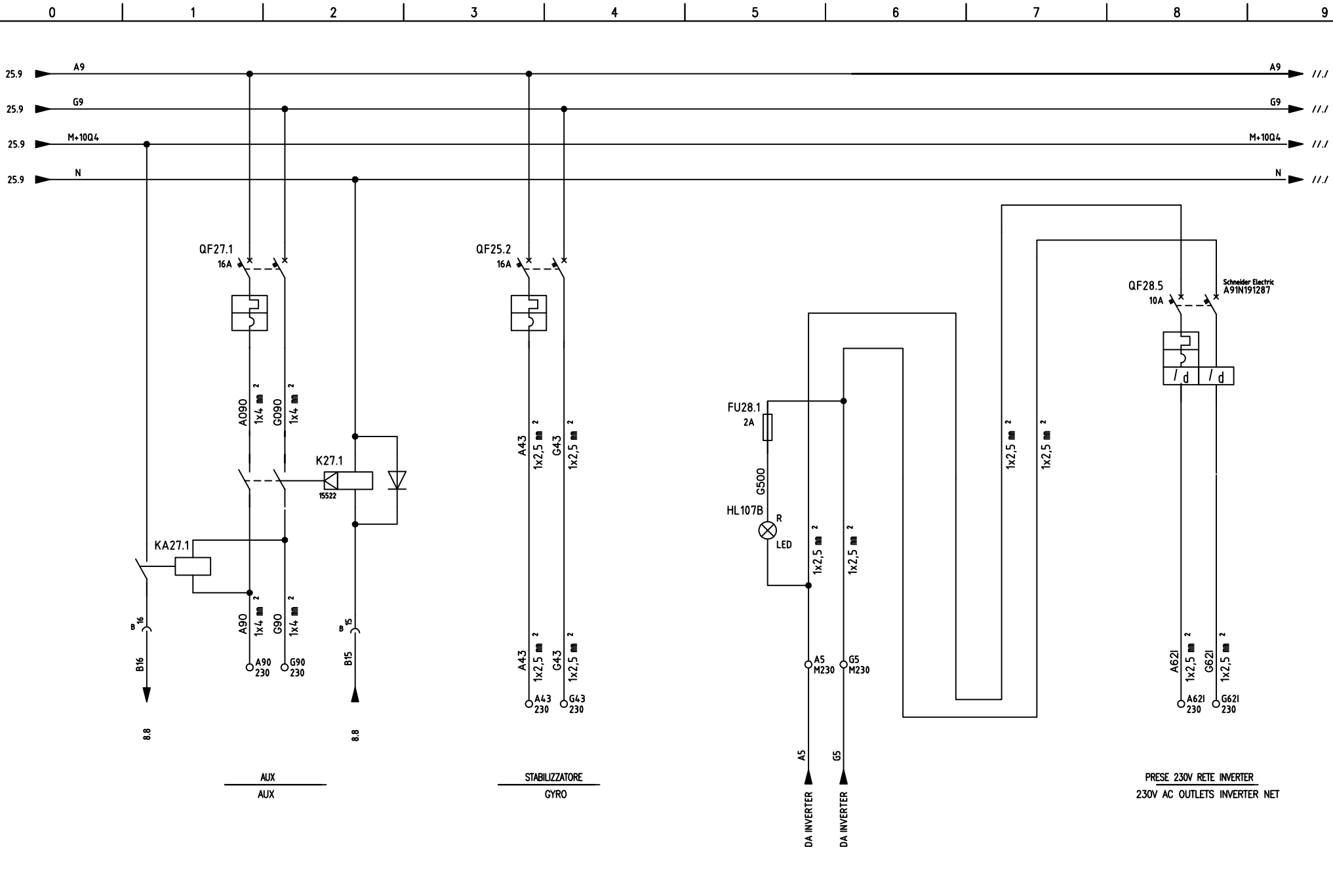
N° Disegno	=
Commissa	+
FIAT 43	FG.25 F.S. 26



OGNI DIRITTO È RISERVATO ALLA ELETRONSEA

DATA	18.04.20	03	VPC DALLA N°2	05.02.21
DISEGN.	EL	02	C.C.	23.06.20
VISTO		REV.	MODIFICA	DATA
APPR.		SOST. IL :	SOST. DA :	FILE FIARRA.33

FIART 43 schema elettrico		N° Disegno	=
QUADRO ELETRINCO 230V SALA M.		Commissa	+
		FIART 43	FG. 26 F.S. 27



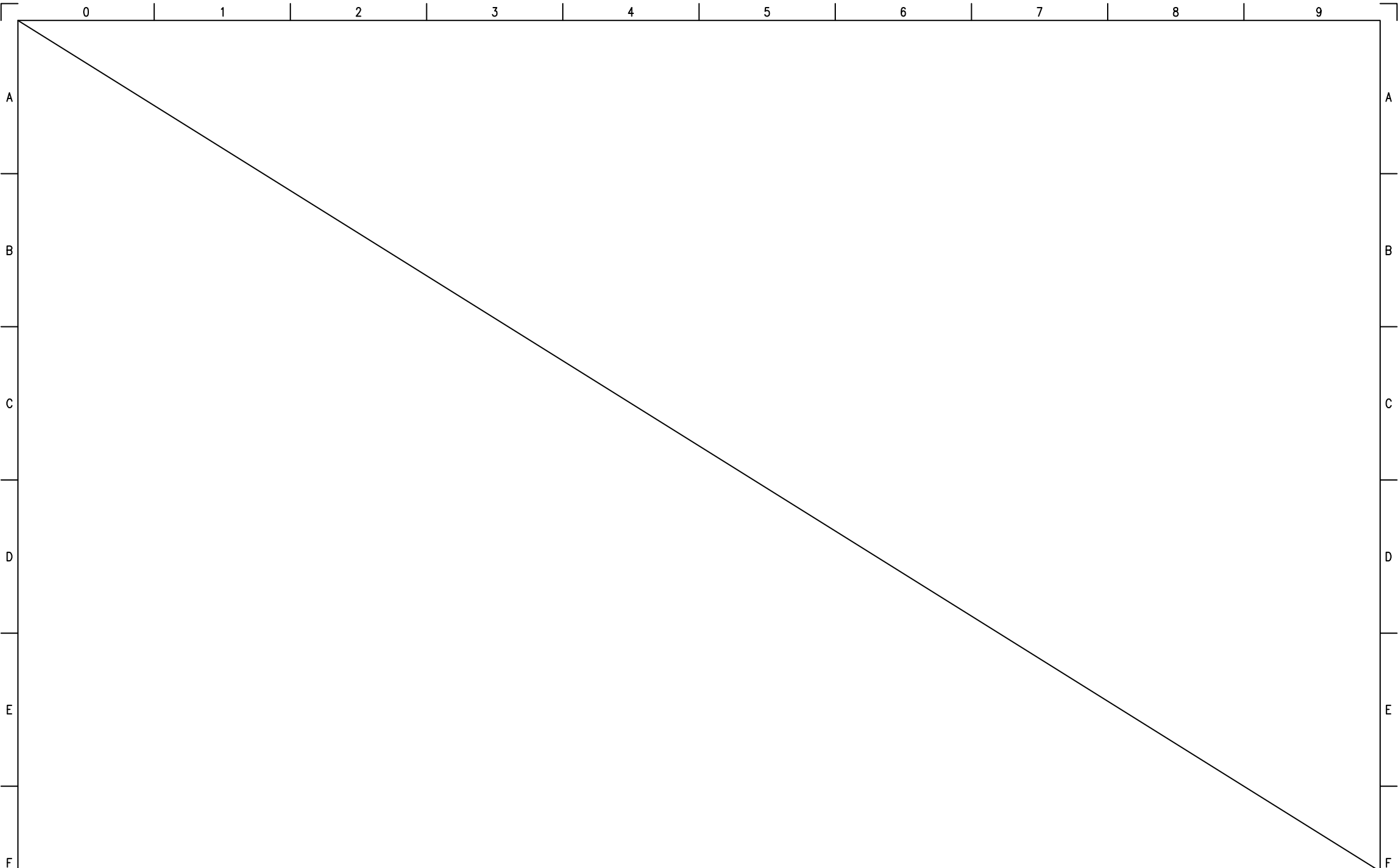
OGNI DIRITTO È RISERVATO ALLA ELETRONSEA

DATA	18.04.20
DISEGN. EL	
VISTO	
APPR.	

SOST. IL : SOST. DA : FILE FIARRA.33

FIART 43
schema elettrico
QUADRO ELETRINCO 230V SALA M.

N° Disegno	=
Commissa	+
FIART 43	FG. 27 F.S. 28



OGNI DIRITTO È RISERVATO ALLA ELETTRONSEA

DATA	18.04.20				FIART 43	N° Disegno	=
DISEGN.	EL				Schema elettrico		+
VISTO					---	Commissa	
APPR.		SOST. IL :	SOST. DA :	FILE FIART 43		FIART 43	FG. 28 F.S. 29

0 1 2 3 4 5 6 7 8 9

A

B

C

D

E

F

A


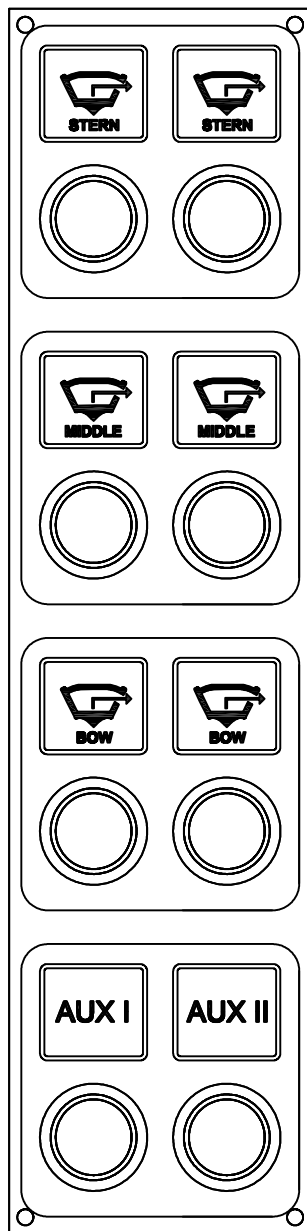
B

C

D

E

F

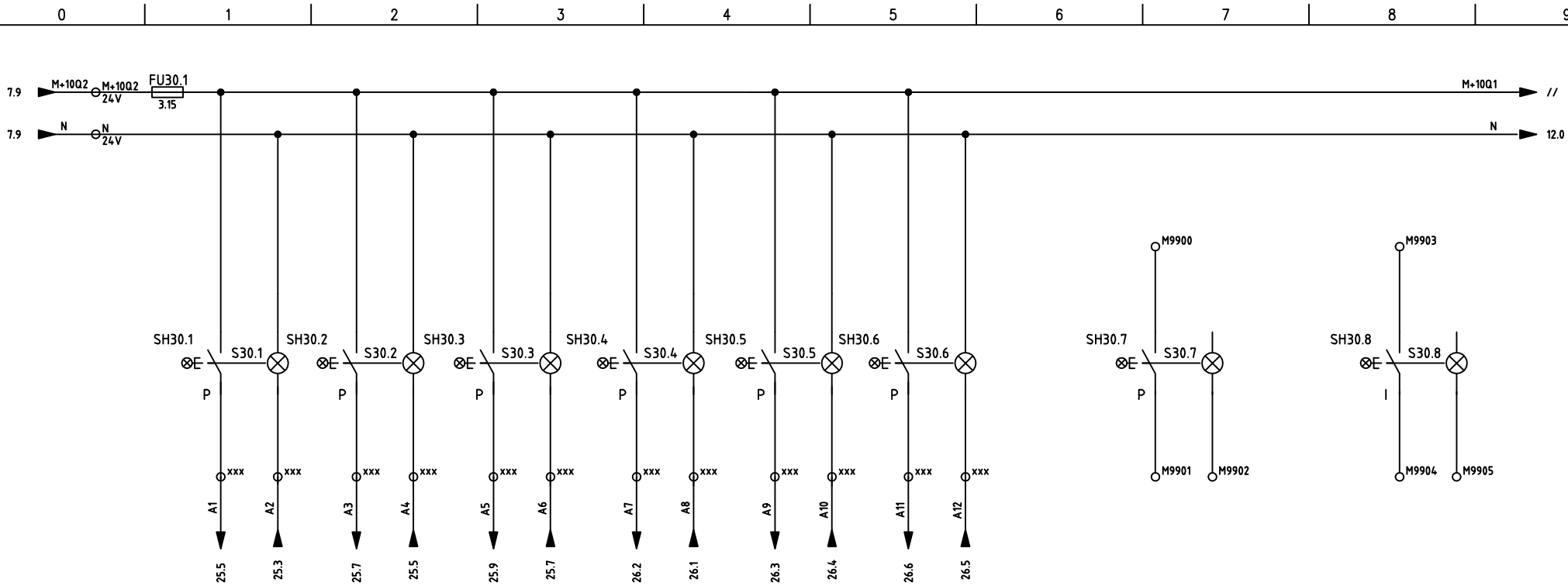


OGNI DIRITTO E' RISERVATO ALLA ELETRONSEA

DATA	01/08/11	03	VPC DALLA N°2	05.02.21
DISEGN.	EM	02	C.C.	23.06.20
VISTO		REV.	MODIFICA	DATA
APPR.		SOST. IL :	SOST. DA :	FILE FIAT 43

FIAT 43
schema elettrico
CRUSCOTTI PLANCIA

N° Disegno	=
Commissa	+
FIAT 43	FG. 29 F.S. 30



POMPA SENTINA 1 (POPPA) POMPA SENTINA 2 (POPPA) POMPA SENTINA 3 (CENTRO) POMPA SENTINA 4 (CENTRO) POMPA SENTINA 5 (PRUA) POMPA SENTINA 6 (PRUA)
 BILGE PUMP 1 (STERN) BILGE PUMP 2 (STERN) BILGE PUMP 3 (MIDDLE) BILGE PUMP 4 (MIDDLE) BILGE PUMP 5 (BOW) BILGE PUMP 6 (BOW)

AUX 1
 AUX 1

AUX 2
 AUX 2

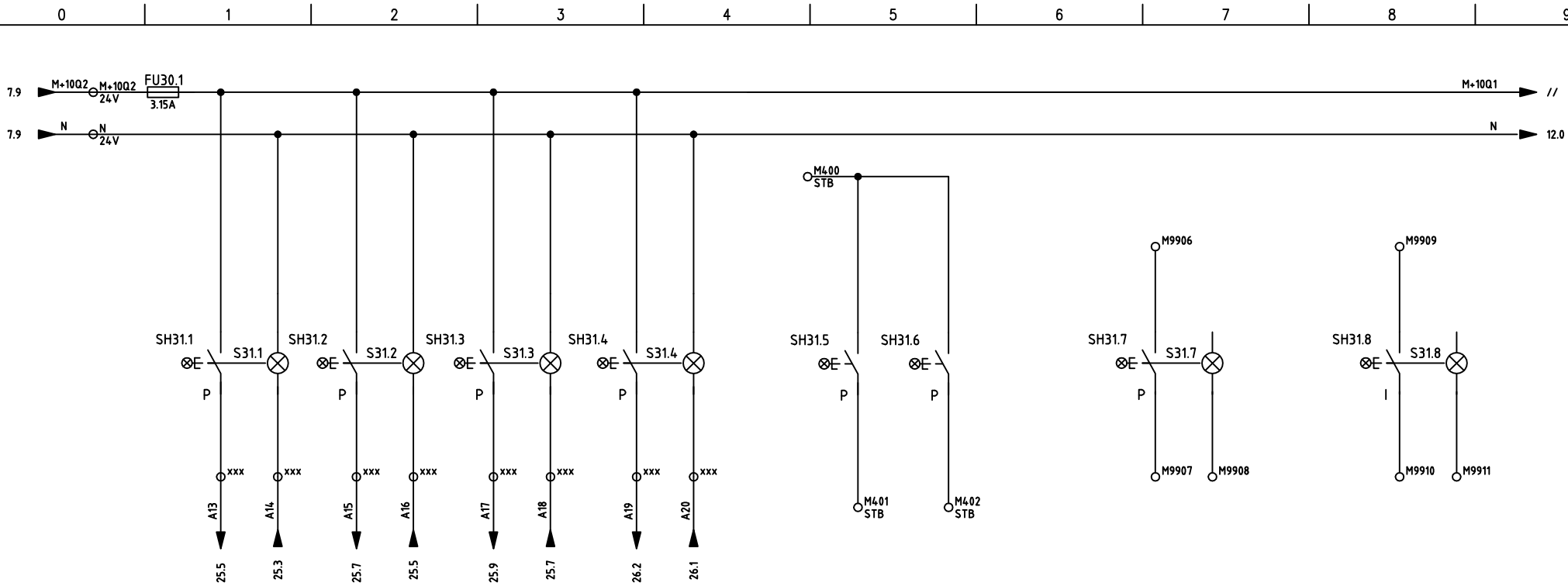


OGNI DIRITTO È RISERVATO ALLA ELETRONSEA

DATA	01/08/11	03	VPC DALLA N°2	05.02.21
DISEGN.	EM	02	C.C.	23.06.20
VISTO		REV.	MODIFICA	DATA
APPR.		SOST. IL :	SOST. DA :	FILE FIAT 43

FIAT 43
 schema elettrico
 PLANCIA SX

N° Disegno	=
Commissa	+
FIAT 43	FG. 30
	F.S. 31



AUTOCLAVE
FRESH WATER P.

TROMBA
HORN

LUCI DI NAVIG.
NAVIG. LIGHTS

LUCE FONDA
ANCHOR L.

SALPA VERRIC.
WINDLASS UP

FILA VERRIC.
WIDLASS DOWN

AUX 3
AUX 3

AUX 4
AUX 4



OGNI DIRITTO È RISERVATO ALLA ELETRONSEA

DATA	01/08/11	03	VPC DALLA N°2	05.02.21
DISEGN.	EM	02	C.C.	23.06.20
VISTO		REV.	MODIFICA	DATA
APPR.		SOST. IL :	SOST. DA :	FILE FIAT 43

FIAT 43
schema elettrico
PLANCIA DX

N° Disegno	=
Commissa	+
FIAT 43	FG. 31 F.S. 32